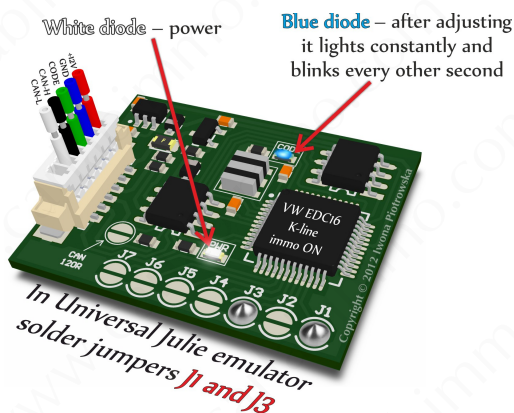
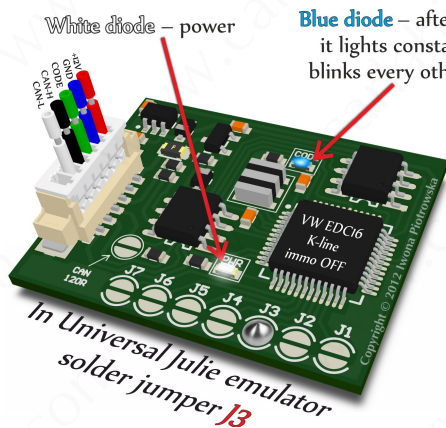




VW EDC16 K-LINE IMMO EMULATOR



SOLD AS UNIVERSAL JULIE EMULATOR

VW EDC16 K-LINE immo OFF or ON programs
are a single use and they can only be used in one car!

Program selection is effected by proper soldering of jumpers

Suitable for vehicles with 2-socket ECUs



Use

EDC16 K-line — immo OFF

and

EDC16 K-line - immo ON

(turning immo back on is impossible for certain ECUs)

Tested ECUs:

0 281 011 XXX

0 281 011 856 VW T5 1.9 TDI 2005

0 281 011 568 VW T5 2.5 TDI 2006/2007

0 281 011 883 SKODA OCTAVIA 1.9 TDI 2004 - 2010

0 281 011 855 VW T5 1.9 TDI 2003

0 281 011 258 VW TOUAREG 2.5 TDI 2003 - 2010

0 281 011 145 VW PASSAT B5 2.0 TDI 2006 - mechanical ignition switch

0 281 012 XXX

0 281 012 762 VW T5 1.9 TDI 2006 - 2010

0 281 012 390 VW CADDY 1.9 TDI 2003 - 2010

0 281 012 698 SKODA SUPERB 2.0 TDI 2006

0 281 012 696 SEAT ALHAMBRA, VW SHARAN 2.0 TDI 2005 -2010

0 281 012 792

0 281 012 220 VW GOLF V 1.9 TDI 2005

0 281 013 XXX

0 281 013 440 VW PASSAT CC 2.0 TDI 2005 - 2009
0 281 013 302 VW TOUAREG 2.5 TDI 2005 - 2010
0 281 013 311 VW PASSAT 2.0 TDI 2005 - 2009
0 281 013 606 VW GOLF V 1.9 TDI 2006
0 281 013 299 SKODA OCTAVIA II 2.0 TDI 2005 - 2011
0 281 013 228 VW JETTA 2.0 TDI 2007

0 281 014 XXX

0 281 014 044 VW TOURAN 1.9 TDI 2006 - 2010
0 281 014 004
0 281 014 064 VW GOLF 1.9 TDI 2006 - 2008
0 281 014 128 TOURAN 1.9 TDI 2006 - 2010
0 281 014 136 SKODA OCTAVIA II 1.9 TDI 2006 - 2010
0 281 014 064 VW GOLF V 1.9 TDI 2009

0 281 015 XXX

0 281 015 175 VW CADDY 1.9 TDI 2008

This emulator replaces damaged immobiliser, instrument cluster or a car key

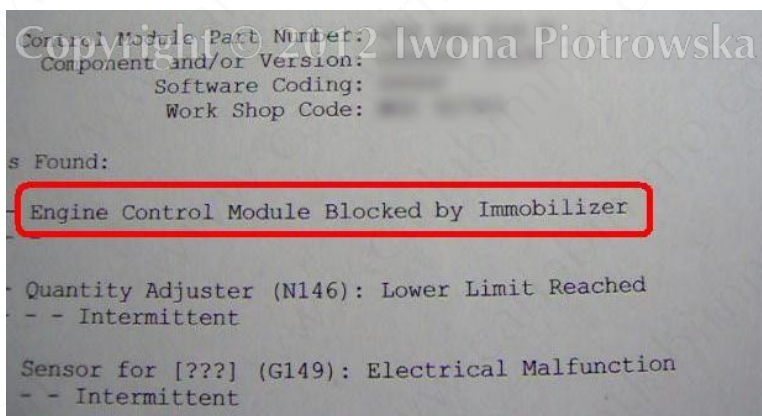
Immo gets removed once the emulator is connected to the OBD socket

In the case of losing car keys or car theft, you will be able to drive to the nearest car garage


GND	blue
+12V ACC	red
K line	green

You can use a VW EDC16 K-line emulator in the following situations

When getting an **Engine Control Module Blocked by Immobiliser** fault when making connection with ECU with a diagnostic interface or if your car starts and then dies




16-pin OBD2 socket



1. Disconnect plug with wires from Julie emulator




2. Select a program by soldering jumpers



3. Connect the wires to the OBD2 socket

4. TURN IGNITION ON AND WAIT 20 SECONDS

5. When the ignition is turned, connect the emulator plug to the emulator PCB. Blue LED flashes fast and after several seconds the LED should light constantly and blink every other second



6. Turn ignition OFF and disconnect emulator

VW EDC16 K-LINE immo OFF or ON programs
are a single use and they can only be used in one car!

Warning!!!

Due to possible construction changes of cars, check signals with multimeter in the ECU plug.

We state that we are the only authentic authors of this manual. We possess copyright of this publication. All rights reserved. Unauthorized copying, hiring, lending, public performance will be punished!!! Any trials of unauthorized copying, hiring, quoting prohibited!!! Both service and advertisement constitute copyright and they are the subject to the protection in accordance with the Act from 4th Feb. 1994 on Copyright and Related Laws (Statute Book no. 24 position 93) and protection on the basis of the Act from 8th June 1993 on combating an unfair competition (Statute Book no. 47 position 211)

www.carlabimmo.com

Last updated 05.09.2014