
Subaru



Select the model:

Model Forester

Model Impreza

Model Forester


Use this board and clip:



- Remove the cluster and open it.
- Look for the 8 pin chip 93C46.
- Unsolder this chip
- Connect the clip to port 0.
- Put the clip on the chip 93C46.
- Select the menu **Subaru-Forester**
- The Tacho Universal shows you the old value.
- Select the menu **Adjust KM.**
- Enter the new value.
- Verify the new value with **OK.**

Model Impreza

Use this board and clip:



- Remove the cluster and open it.
- Look for the silver chrystal and join its contacts.
- Look for the 8 pin chip 93C46.
- Connect the clip to port 1.
- Put the clip on the chip 93C46 (red on pin 1).
- Select the menu **Subaru-Impreza**
- The Tacho Universal shows you the old value.
- Select the menu **Adjust KM.**
- Enter the new value.
- Verify the new value with **OK.**