
Suzuki



Select the model:

Model Vitara

Model Jimny

Model Vitar


Use this board and clip:



- Remove the cluster and open it.
- Look for the 8 pin chip 93C46.
- Unsolder this chip
- Connect the clip to port 0.
- Put the clip on the chip 93C46.
- Select the menu **Suzuki-Vitara**
- The Tacho Universal shows you the old value.
- Select the menu **Adjust KM.**
- Enter the new value.
- Verify the new value with **OK.**

Model Jimny

Use this board and clip:



- Remove the cluster and open it.
- Look for the 8 pin chip 93C46.
- Unsolder this chip
- Connect the clip to port 0.
- Put the clip on the chip 93C46.
- Select the menu **Suzuki-Vitara**
- The Tacho Universal shows you the old value.
- Select the menu **Adjust KM..**
- Enter the new value.
- Verify the new value with **OK**.