



SEAT OCCUPANCY SENSOR EMULATOR



ATTENTION!!!

This emulator can only be used for testing purposes or to verify accurate functioning of AirBag system.

This emulator cannot remain in your car as a replacement for new seat occupancy mat

The emulator needs to be connected to the plug under the passenger seat instead of original seat occupancy sensor.

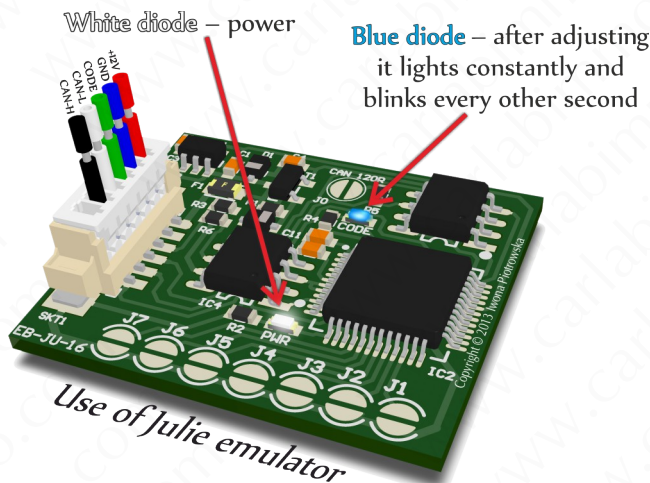
There are 3 cables

+12V ACC

GND

DIGITAL SIGNAL

Before connecting the emulator, use multimeter to check signals on pins in the plug!



Types of programs

1. BMW Europe from 2007 to 2010

Attention!

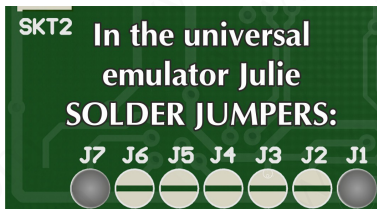
If still, after installation of the emulator, your car signalizes unfastened passenger seatbelt fault, then put in a resistor in place of seatbelt sensor.

For E90, use 680 Ω

For E60, use 510 Ω

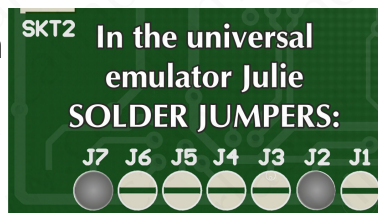
E60, E63, E64, E65, E70, E71, E81, E90, E92, E93

without installed child seat



2. Mercedes


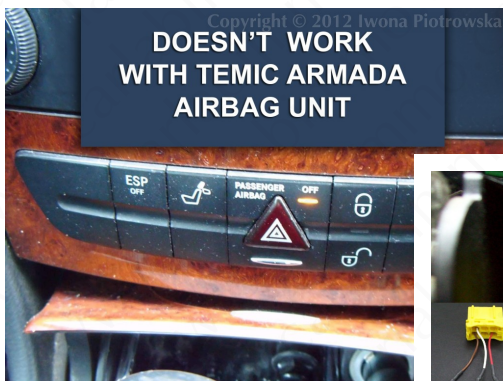
- E-class W211 from 2002 to 2004 with Temic airbag controller
 - S-class W220 from 2003 to 2005
- without installed child seat*



3. Mercedes

- E-class W211 from 2002 to 2004 with Temic airbag controller
- S-class W220 from 2003 to 2005
with installed child seat

SKT2 In the universal emulator Julie
SOLDER JUMPERS:




4. Mercedes

- A-class W168 from 1997 to 2001
- C-class W202 from 1999 to 2001
- Vito W638 up to 2003
- ML 1999 with TRW airbag controller
- E-class W210 up to 1999, before lifting with airbag OFF indicator
without installed child seat

SKT2 In the universal emulator Julie
SOLDER JUMPERS:

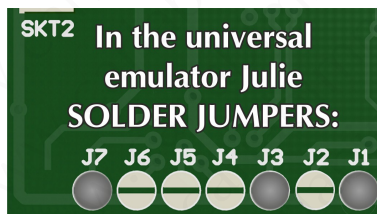




After correctly connecting the emulator, SRS/AIRBAG fault on instrument cluster goes off without necessity to delete the code of faults.

5. Mercedes


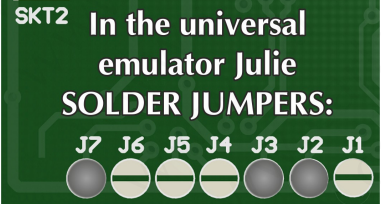
- A-class W168 from 1997 to 2001
- C-class W202 from 1999 to 2001
- Vito W638 up to 2003
- ML 1999 with TRW airbag controller
- E-class W210 up to 1999, before lifting with airbag OFF indicator
with installed child seat



6. Mercedes

- E-class W210 from 1999 to 2003 with airbag OFF indicator after lifting
- Vito W639 from 2002 to 2005
- ML W163 from the year 2000
- A-class W168 from 2002 to 2005
- S-class W220 from 2000 to 2003
- C-class W203 up to 2005
- CLK W209
- Vaneo

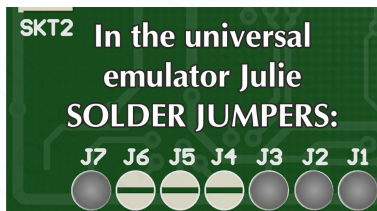
without installed child seat



7. Mercedes

- E-class W210 from 1999 to 2003 with airbag OFF indicator after lifting
- Vito W639 from 2002 to 2005
- ML W163 from the year 2000
- A-class W168 from 2002 to 2005
- S-class W220 from 2000 to 2003
- C-class W203 up to 2005
- CLK W209
- Vaneo

with installed child seat



8. BMW from 1997 to 2007


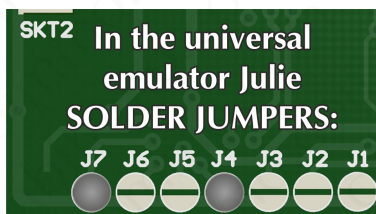
Models from 1997 to 2003:

E31, E36, E38, E39, E46, E53,

Models from 2003 to 2007:

E60, E63, E65, E87, E90

without installed child seat



9. BMW from 1997 to 2007


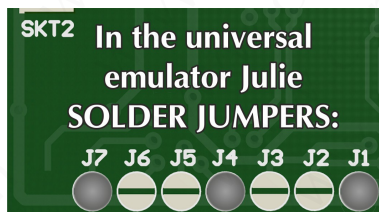
Models from 1997 to 2003:

E31, E36, E38, E39, E46, E53,

Models from 2003 to 2007:

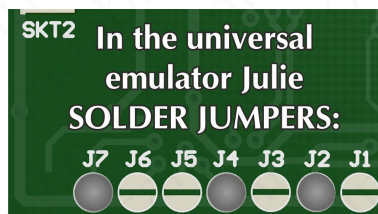
E60, E63, E65, E87, E90

with installed child seat

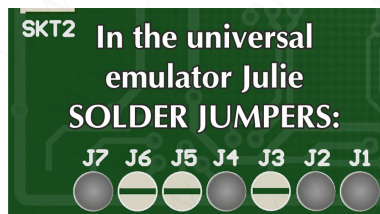


10. Mini Cooper from 2002 to 2005

without installed child seat

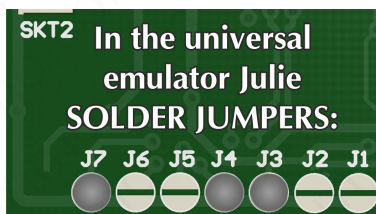


11. Mini Cooper from 2002 to 2005 *with installed child seat*



12. Mazda

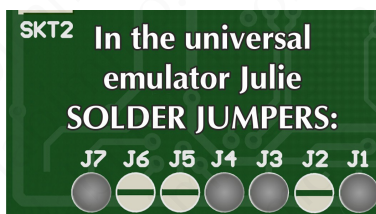
- Premacy
- MX-5
- 626
- 323
- 6




without installed child seat

13. Mazda

- Premacy
- MX-5
- 626
- 323
- 6

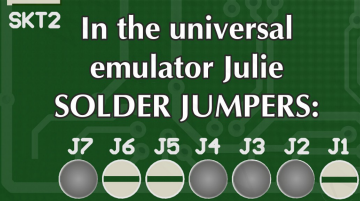


with installed child seat





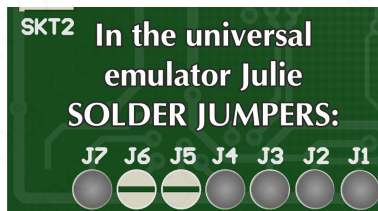
14. Fiat Stilo

without installed child seat



15. Fiat Stilo

with installed child seat

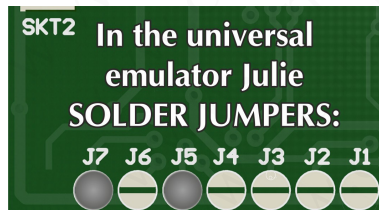


16. Mercedes

E-class W211 from 2004 to 2007 Temic

SL W230 models the year 2004 only

SLK W171 from 2004 to 2011



17. Mercedes

E-class W211 from 2003 to 2007 Bosch controller

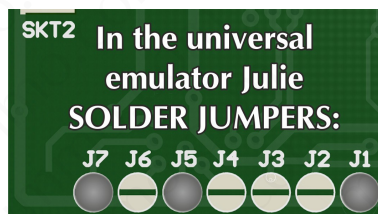
C-class W203 from 2006 to 2007

CLS W219 from 2005 to 2010

CLK W209 from 2006 to 2009

S-class W220 from 2002 to 2005

S-class W221 the year 2006 only

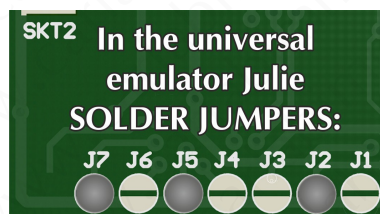


18. Mercedes

E-class W211 from 2002 to 2003 with airbag control unit:

Temic 002 820 35 26

Bosch 002 820 29 26 0 285 001 441



Before connecting the emulator, it must be precisely insulated with insulation tape

We state that we are the only authentic authors of this manual.

We possess copyright of this publication. All rights reserved.

Unauthorized copying, hiring, lending, public performance will be punished!!! Any trials of unauthorized copying, hiring, quoting prohibited!!! Both service and advertisement constitute copyright and they are the subject to the protection in accordance with the Act from 4th Feb. 1994 on Copyright and Related Laws (Statute Book no. 24 position 93) and protection on the basis of the Act from 8th June 1993 on combating an unfair competition (Statute Book no. 47 position 211).

www.carlabimmo.com

Last updated 14.05.2014